



## LIFTING CHARTS - Crawler Cranes

### DEMAG MODEL CC 2500 - 500 TON CAPACITY

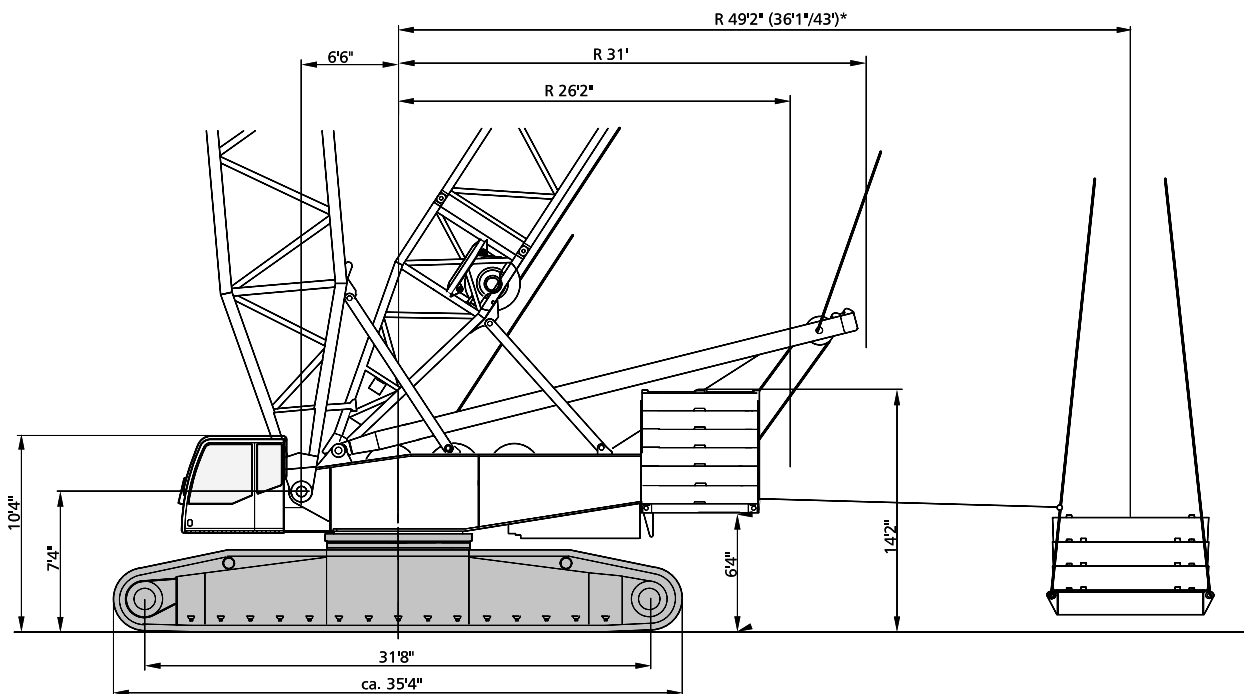
## Specifications

Working speeds (infinitely variable)

Mechanisms	Speeds <sup>1)</sup>	Single line pull	Length of hoist rope
Hoist 1	max. 495.3 ft	33,650 lb / 30,890 lb <sup>2)</sup>	2.300 ft
Hoist 2	max. 495.3 ft	33,650 lb / 30,890 lb <sup>2)</sup>	2.300 ft
Boom derricking	max. 495.3 ft		
Boom hoist	max. 157.5 ft		
Fly jib luffing	max. 495.3 ft		
Slewing (RPM)	1.1		

1) Top layer

2) Without/with reeving effect considered



\*optional

## Specifications

### Hook blocks / Single line hook

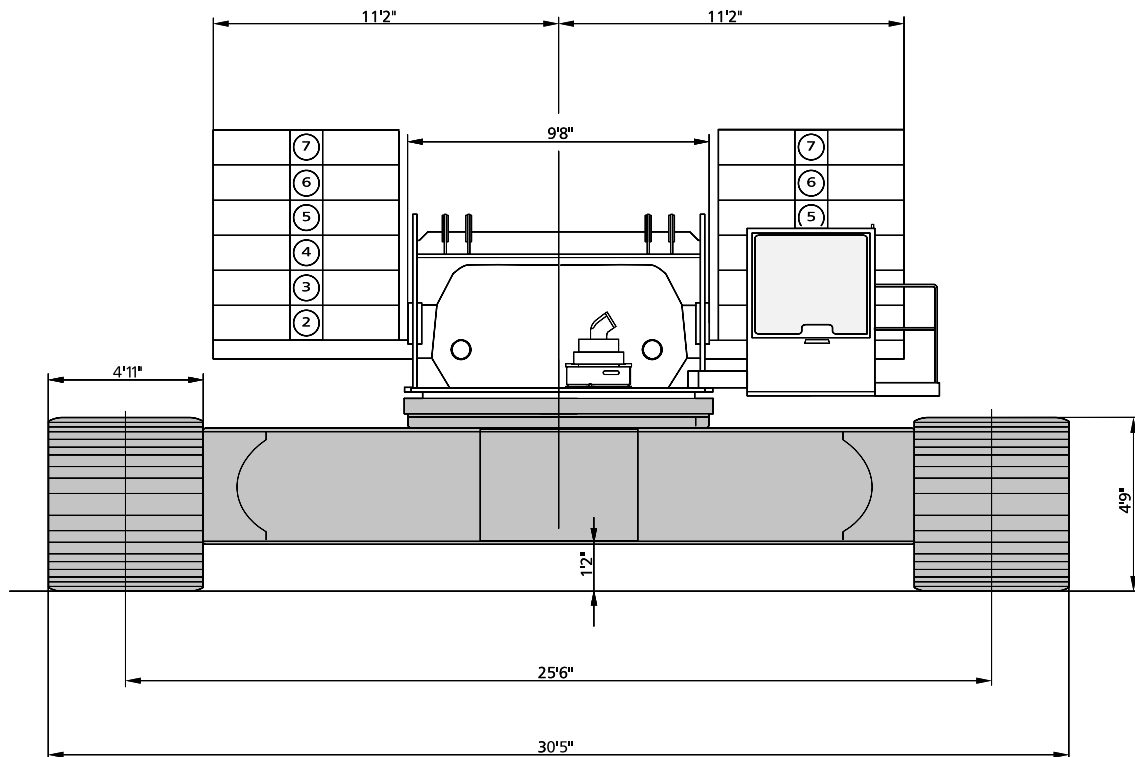
Type	Possible load <sup>1)</sup>	Number of sheaves	Number of lines	Weight	„D“
2 x 200 t*	881,800 lb	2 x 7	2 x 15	14,800 lb	16.4 ft
2 x 160 t*	679,000 lb	2 x 5	2 x 11	14,100 lb	15.8 ft
100 t	220,500 lb	3	7	7,500 lb	14.1 ft
50 t	97,000 lb	1	3	3,800 lb	13.1 ft
15 t	33,100 lb	Single line hook	1	1,980 lb	9.8 ft

\* The double hook blocks can be converted into single hook blocks.

<sup>1)</sup> Varies depending on national regulations

### Carrier performance

1 <sup>st</sup> gear	0-0.75 mph
2 <sup>nd</sup> gear	0-1.5 mph



# STERLING CRANE

## Specifications

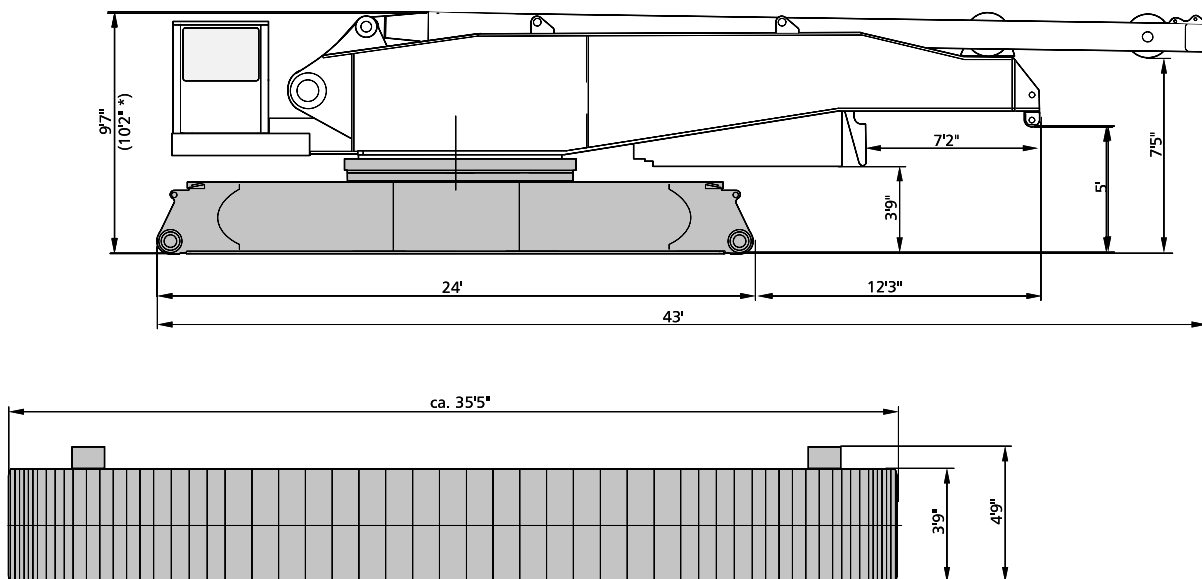
### Weights

Total weight incl. counterweight 309,000 lb + 66,000 lb, 78.7 ft SH boom and hook block	617,300 lb
Superstructure (with three drums, A-frame, reeving drum)	90,400 lb
Superstructure (without drums H1/H2, reeving winch) incl. part of quick-connection	72,800 lb
Carbody / Carbody with assembly jacks	37,500 / 41,900 lb
Crawlers	2 x 64,000 lb
Counterweight	309,000 lb
Central ballast	66,000 lb

### Ground pressure

Ground pressure, based on 617,300 lb total weight kp/cm <sup>2</sup>	1,53
---	------

Transport width = 9.8 ft




\* (with quick connection)

# STERLING CRANE

## Specifications

Counterweights on upper



Central ballast (CB)

